

SIMPLY CERAM[®]



SIMPLY**CERAM**[®]

LIGHTER IS
MIGHTIER

WHAT IS **SIMPLYCERAM**®?



After years of meticulous research and development, Simply Systems brings to you, **SIMPLYCERAM**® - the patented, **next-generation countertop surface** and the results are **revolutionary**.

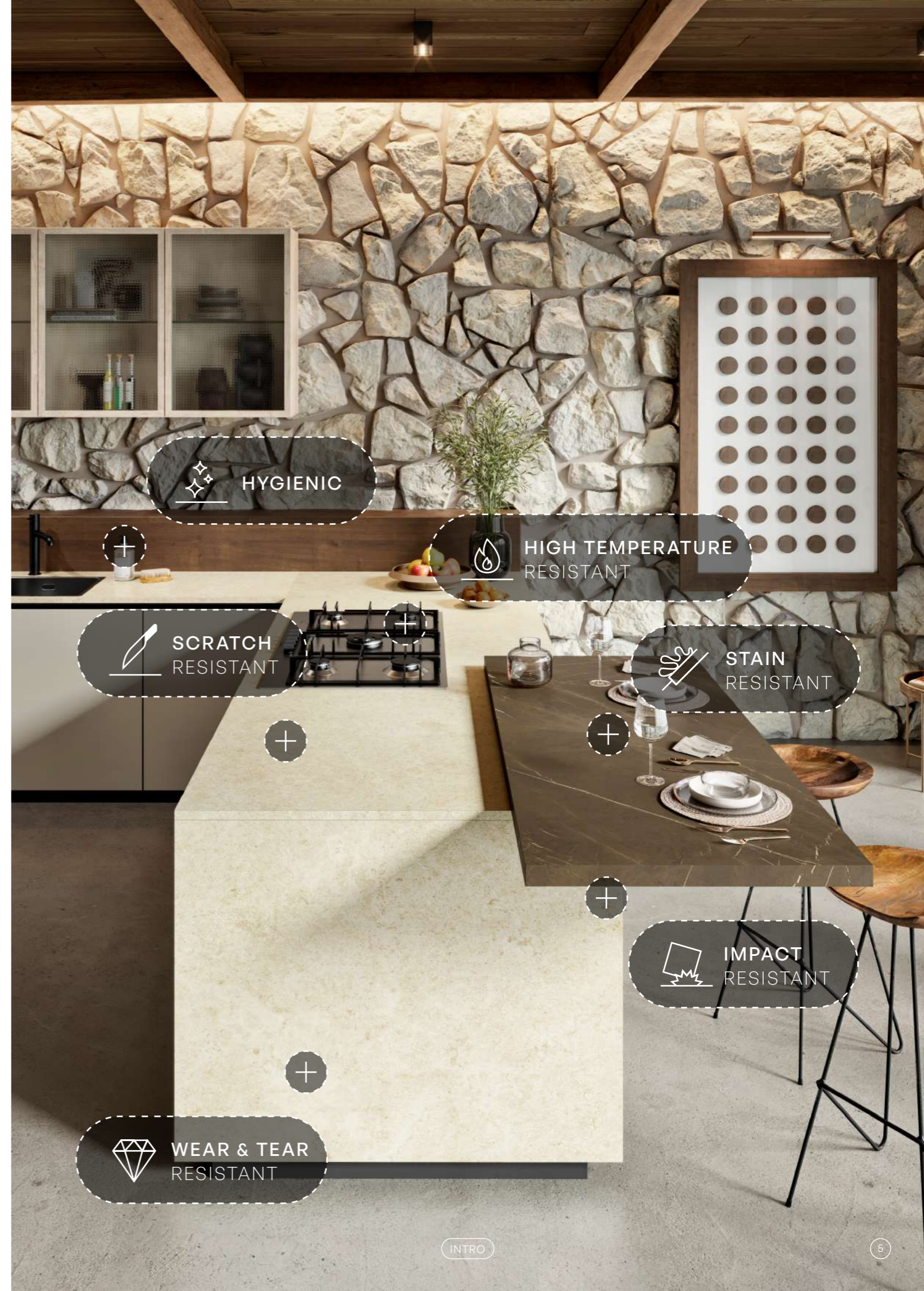
Its distinctive manufacturing process combines a layer of porcelain with a unique Policore inlay that creates a product like no other, an "Advanced Ultra Compact Surface".

It has the look and feel of stone, combined with the **superior resistance of porcelain** and due to its unique interior, **is 100% waterproof**.

It is **NSF certified**, allowing for **safe food preparation directly on the surface**.

Our countertop is also **extremely lightweight**, providing the **easiest installation** on the market with just **basic woodworking tools**.

SIMPLYCERAM® countertops represent a **major technical evolution** that **upgrades the experience and utility for its users and installers**.





WHY IS SIMPLYCERAM® YOUR BEST OPTION?

SIMPLYCERAM® countertop surfaces have undergone a series of laboratory tests, **scoring high ratings in comparison** to other countertop alternatives.

Its transformation and installation is **as simple as any wood laminate**, utilizing basic woodworking tools.

Due to its wear&tear, fade-proof resistances, and its extreme overall durability, **SIMPLYCERAM® minimizes the need for maintenance or replacement.**

The impact, high temperature, scratch and stain-resistant properties of our countertop surface prove **SIMPLYCERAM® to be the overall superior countertop surface** option.

	Laminate	SIMPLYCERAM®	Solid Surface	Granite	Quartz	Porcelain
Installation Simplicity
High Temperature Resistance
Scratch Resistance
Impact Resistance
Stain Resistance
Hygienic
Maintenance Simplicity

. Poor High

- ⊕ ENVIRONMENTAL IMPACT STATEMENT
- ⊕ PATENTED
- ⊕ NSF CERTIFIED
- ⊕ WARRANTY

WE ARE COMMITTED TO MINIMIZING OUR ENVIRONMENTAL IMPACT AND CONTINUOUS IMPROVEMENT OF PROCESSES



SUSTAINABILITY

ALL **SIMPLYCERAM**® COMPONENTS ARE:



PRODUCED FROM SUSTAINABLE SOURCES



LIGHT-WEIGHT, REDUCING THE IMPACT OF PROCESSING AND LOGISTICS



DURABLE FOR A LONG LIFE CYCLE



RECYCLABLE

SIMPLYCERAM® ready-to-install systems embody circular economy principles, offering a solution that satisfies aesthetic and functional needs and prioritizes environmental sustainability.

The raw materials used to produce **SIMPLYCERAM**® are obtained from sustainable sources, ensuring the conservation of non-renewable resources.


A distinct feature of **SIMPLYCERAM**® countertops is their complete recyclability. Once these countertops have reached the end of their lifecycle, they can be entirely recycled into new products, minimizing waste and strengthening the circular economy model.

SIMPLYCERAM® manufacturing process is accomplished by using environmentally friendly methods. This involves the use of renewable energy, energy-efficient machinery, and procedures that minimize waste, all of which help to reduce the carbon footprint associated with production.

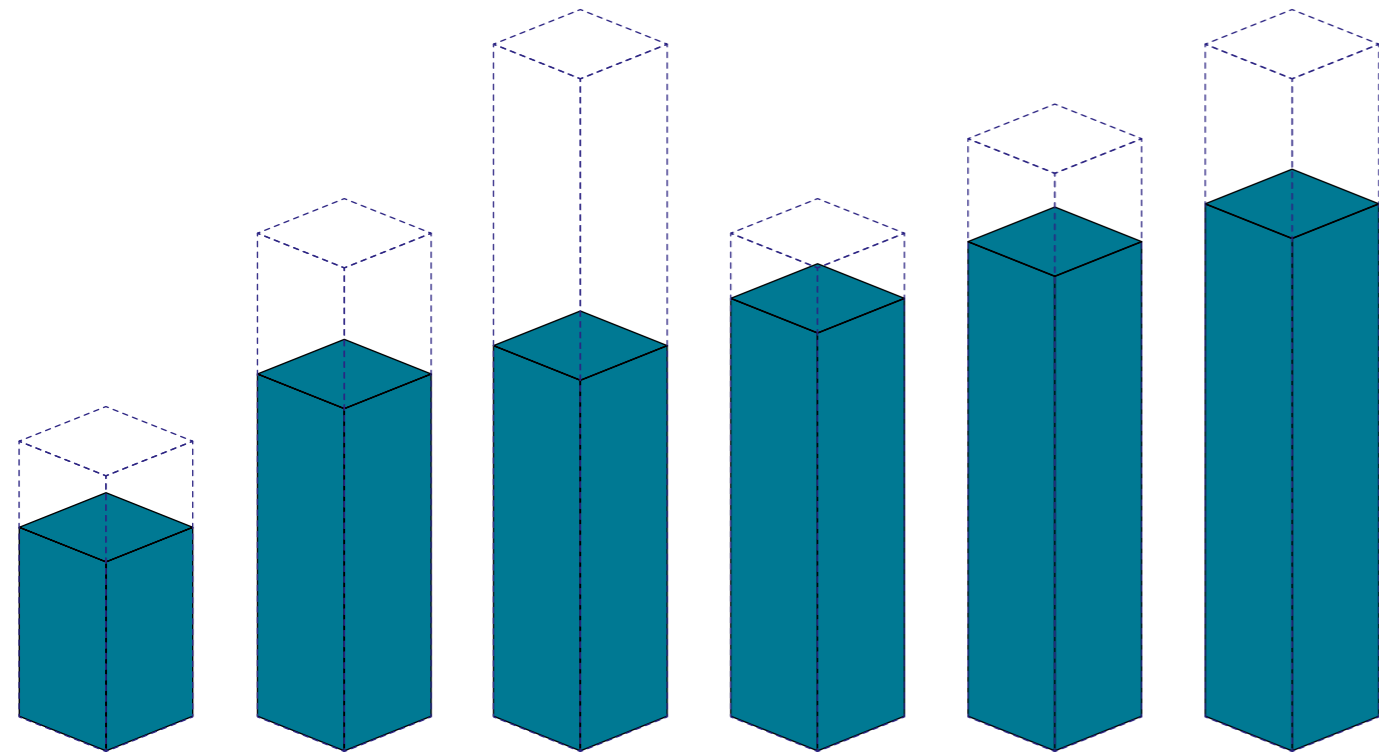
Due to their lightweight nature, **SIMPLYCERAM**® countertops require less transportation energy compared to conventional stone countertops. This results in lower carbon emissions minimizing the environmental impact associated with its distribution. **SIMPLYCERAM**® porcelain surfaces provide remarkable durability, ensuring a long product life and reducing the need for replacements.

The ability to easily adapt **SIMPLYCERAM**® on-site reduces the need for complex factories for transformation. **SIMPLYCERAM**® countertops succeed in reducing overall resource consumption while contributing to resource efficiency and simplifying the transformation process.


SIMPLYCERAM® is the future of sustainable home improvement products.



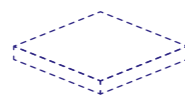
MARKET POSITIONING



Laminate Solid Surface **SIMPLYCERAM®** Granite Quartz Porcelain



Cost



Durability



VERSATILITY

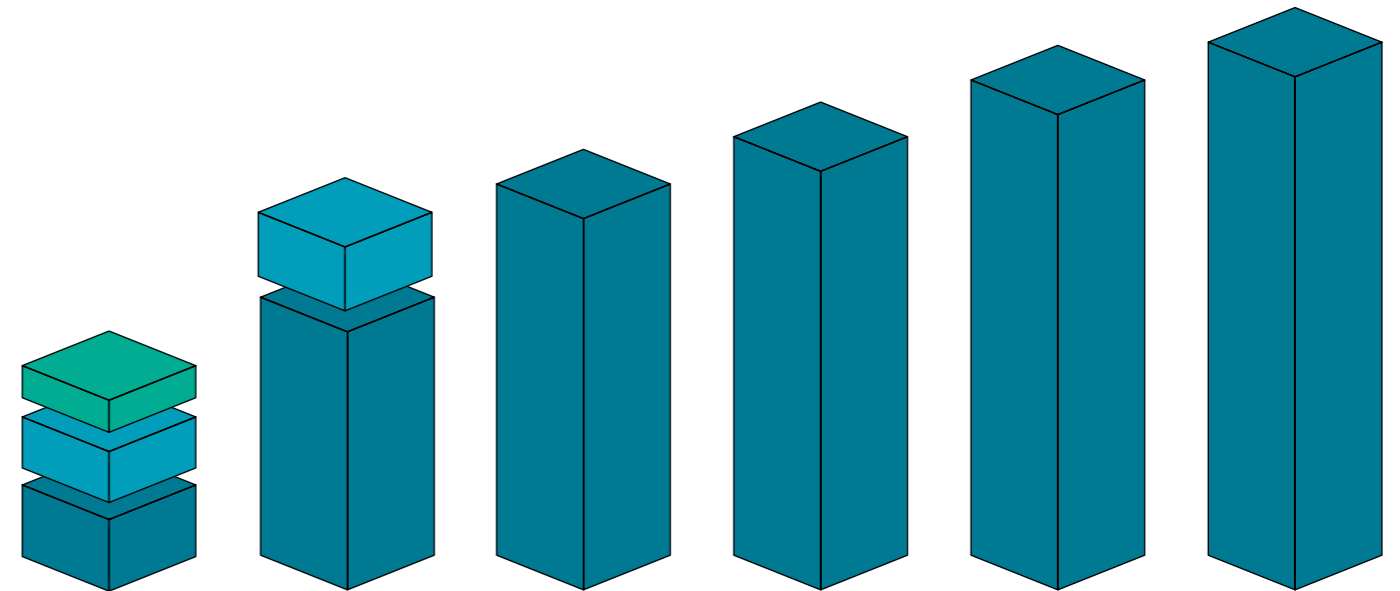
- Various sizes and colors available
- Diverse product applications
- Countless design possibilities



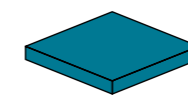
DURABILITY

- Excellent value for money
- Reduction of logistical costs, labor and delivery time
- Modern and contemporary pieces

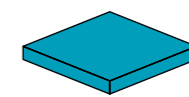
7 YEAR COST



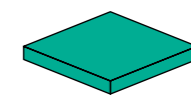
Laminate Solid Surface **SIMPLYCERAM®** Granite Quartz Porcelain



Installation



1st Maintenance



2nd Maintenance



COMPETITIVENESS

- Highly resistant to intensive use
- Anti-impact system



SIMPLICITY

- Simple and fast transformation
- Allows immediate application
- Lightweight for easy handling

TECHNICAL FEATURES



WEIGHT

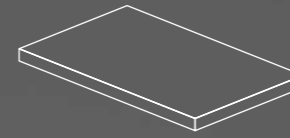
18kg/m² · 2.6lb/sq^{ft}



TRANSFORMATION AND INSTALLATION TIME

60 MIN.

COUNTERTOPS




2990 x 600 mm
118" x 24" in

2990 x 635 mm
118" x 25" in

2990 x 650 mm
118" x 26" in

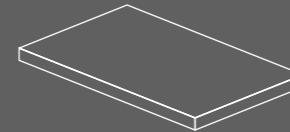
BACKSPLASHES



2990 x 100 x 14 mm
118" x 3.9" x 0.6" in

2990 x 300 x 14 mm
118" x 12" x 0.6" in


ISLANDS



2990 x 990 mm
118" x 39" in

2990 x 1200+ mm
118" x 47"+ in

WALL PANELS




2990 x 650 x 14 mm
118" x 26" x 0.6" in

2990 x 990 x 14 mm
118" x 39" x 0.6" in

2990 x 1200+ x 14 mm
118" x 47" x 0.6" in


600 | 650 | 990 mm
24" | 26" | 39" in



14 | 24 | 44 mm
0.6" | 0.9" | 1.7" in

1450 | 2990 mm
57" | 118" in

2990 mm
118" in



1200+ mm
47" in

990 mm
39" in



PORCELAIN LAYER

POLICORE INLAY

EGB EDGE GARD BANDING

+

LOOK AND FEEL OF STONE

+

WATERPROOF

COMPOSITION


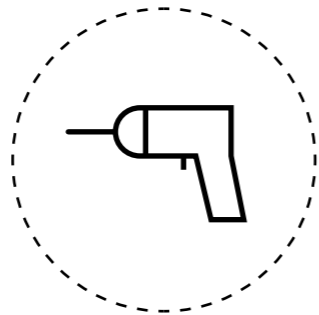
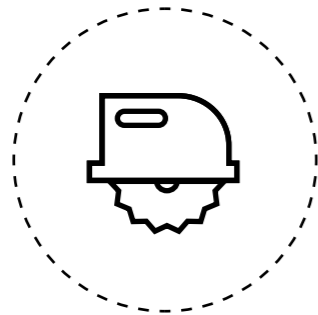
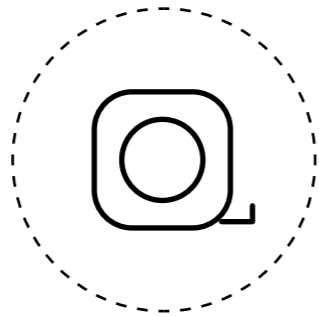

TRANSFORMATION & INSTALLATION

SIMPLYCERAM® is a remarkably **lightweight product** so it's **easy to handle and install**.

It offers a **do-it-yourself installation option** with our **easy-to-follow instructions**.

In approximately **60 minutes**, with just **3 simple steps** and **1 or 2 people**, you will achieve an **effective and efficient installation**.

And all with **basic woodworking tools**.



TRANSFORMATION AND INSTALLATION TIME

60 MIN.

I. INSTALLATION

A. MEASURE

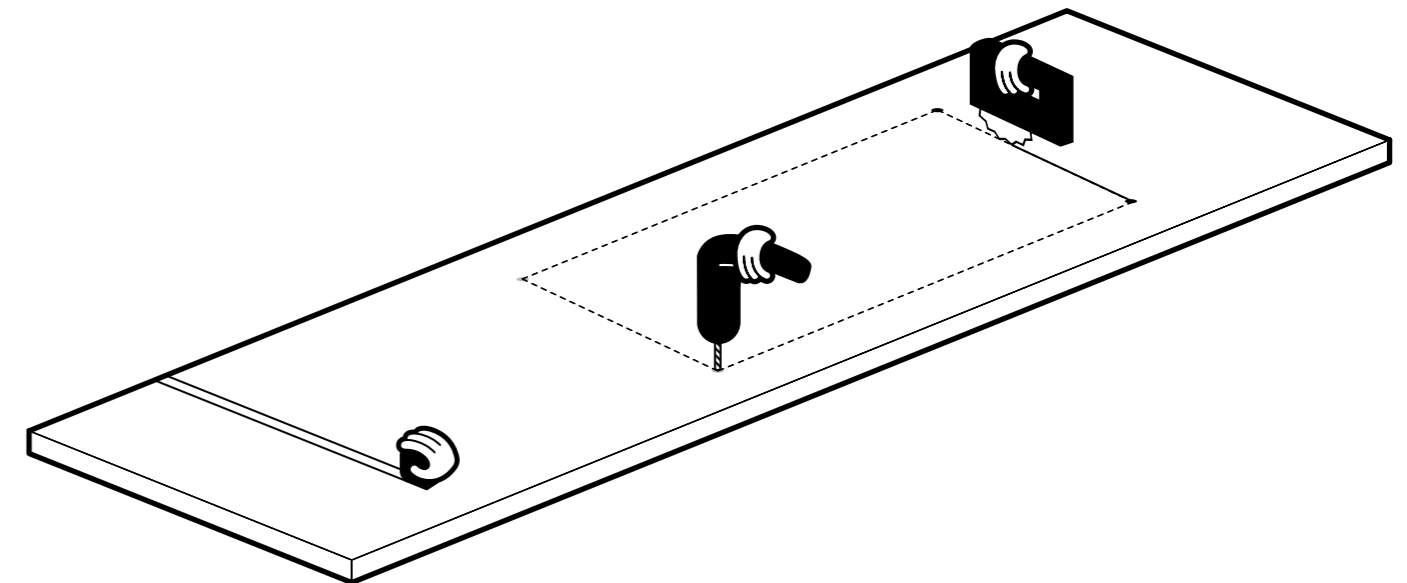
Take all measurements to prepare **SIMPLYCERAM®** for transformation or installation.

B. DRILL

Drill inner corners of any appliance cut-out, if applicable.

C. CUT

Gently lower the blade.



GENERAL RECOMMENDATIONS

The allowance and joints between pieces will be sealed with silicone or flexible glue.

COLOUR OPTIONS

LIMESTONE

Satin



IRON RUST

Satin




DARK CEMENT

Satin




CEMENT

Satin



IRON NATURAL

Satin



BASALT

Satin



ULTRA BLACK

Satin



ULTRA WHITE

Satin



EMPERADOR LIGHT

Satin



ESTATUÁRIO

Silk



CARRARA

Silk



CARRARA GOLD

Satin



CALACATTA GOLD

Silk



ZIMBABWE CUIR

Rugged Wash



SIMPLYCERAM®+

SIRIUS

Textured



LAURENT

Textured



REM

Velvet



SIMPLYCERAM® Calacatta Gold

2990 x 990 x 14 mm | 118" x 35" x 0.6" in

SIMPLYCERAM® Calacatta Gold

2990 x 990 x 44 mm | 118" x 35" x 1.7" in

SIMPLYCERAM®



SIMPLYCERAM® Zinbabwe

2990 x 990 x 44 mm | 118" x 35" x 0.9" in

SIMPLYCERAM® Zinbabwe 2990 x 300 x 14 mm

2990 x 990 x 44 mm | 118" x 12" x 0.6" in